



Investment Strategy

Swell is a value focused global portfolio manager with the flexibility to invest in developed markets around the world. It has the ability to hold a large position in cash, a byproduct of an absolute return focus. The Portfolio is managed in Australian dollars and is unhedged. We target an absolute return of 9% per annum over rolling three year periods.

Commentary

The Swell Global Portfolio fell by 1.11% in December, underperforming the MSCI World Net Total Return by 0.21%.

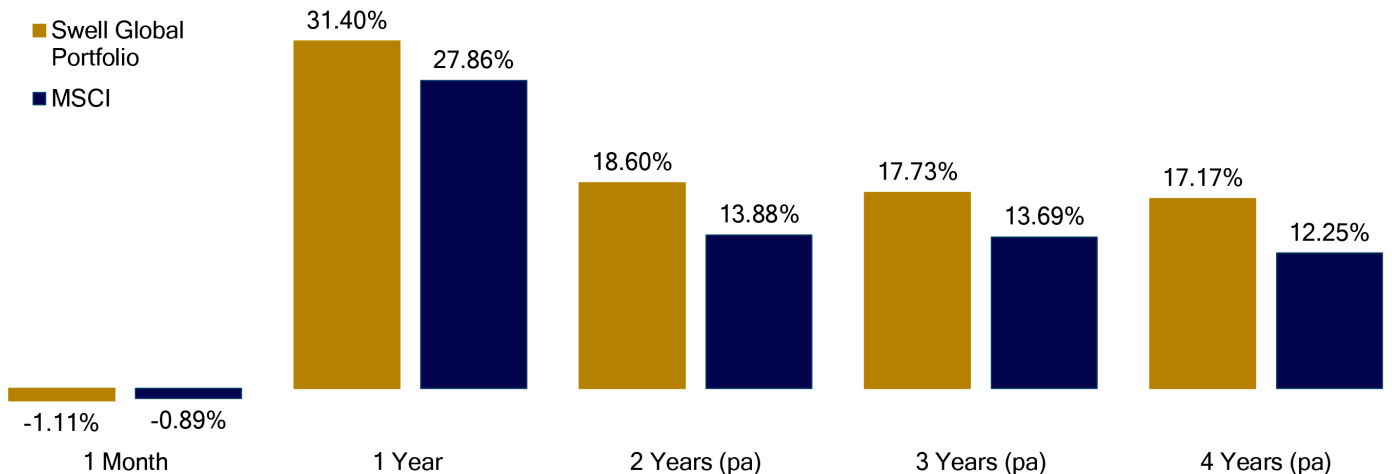
Performance

Performance	1 Month	6 Months	1 Year	2 Years [^]	3 Years [^]	4 Years [^]	Inception [*]
Swell Global Portfolio	-1.11%	9.74%	31.40%	18.60%	17.73%	17.17%	98.31%
MSCI World Net Total Return [~]	-0.89%	8.95%	27.86%	13.88%	13.69%	12.25%	60.81%

Performance data relates to the Swell Global Portfolio. Past performance is not necessarily indicative of future performance
[^] 2, 3 and 4 year performance is per annum ^{*}Inception date is June 18 2015

Strategy Guidelines

- Number of holdings 10-20
- Percent of assets in top ten 50-80%
- Portfolio turnover Low
- Return objective 9% after fees
- Cash restriction Max 25%
- Concentration High

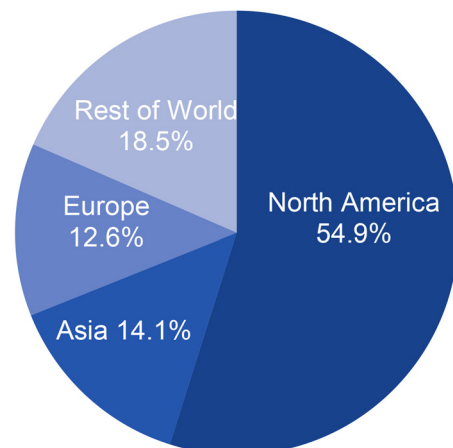


Top 10 holdings (alphabetically)

- Alibaba Group Holding Ltd
- Alphabet Inc
- Apple Inc
- Bank of America Corp
- Facebook Inc
- Lowe's Cos Inc
- Microsoft Corp
- Nestle SA
- PayPal Holdings Inc
- Visa Inc



Source of portfolio companies revenue by geography



Global Portfolio Details

Inception Date	18 June 2015
Management Fee	1.50%
Performance Fee	15.0%
Withdrawal/ Contribution Fees	Nil
Minimum Investment	\$500,000
Investment Experience	20 Years

Market Capitalisation* Holdings Global Portfolio

More than \$100	12	75%
50 - \$100	3	15%
\$25 - \$50	0	0%
\$5 - \$25	0	0%

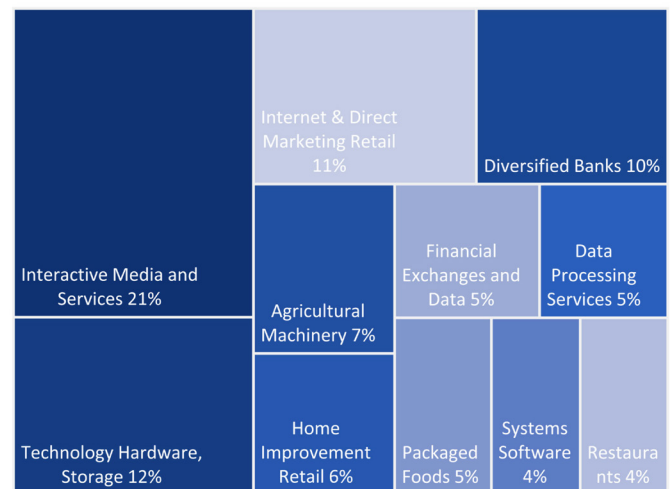
* Market capitalisation values in US\$ billions

Portfolio Characteristics

Global Portfolio

Number of Holdings	15
Price to Estimated Earnings	21.6 x
Earnings Yield	4.62%
Price to Free Cash Flow	19.5 x
Return on Equity	14.06%
Price to Book	5.34 x

Portfolio Weight by GICS Industry



Price to Estimated Earnings (P/E) is a weighted average of the P/E ratios of the portfolio securities. The P/E is calculated as the ratio of the current price of the stock to the 12-month forward earnings per share estimate.

Earnings yield is the earnings per share for the most recent 12-month period divided by the current market price per share. The earnings yield (which is the inverse of the P/E ratio) shows the percentage of each dollar invested in the stock at the current price, that was earned by the company.

Price to free cash flow is an equity valuation metric used to compare a company's per share market price to its per share amount of free cash flow.

Return on equity (ROE) is the amount of net income returned as a percentage of shareholders equity.

Price-to-book ratio is a ratio used to compare a stock's market value to its book value. It is calculated by dividing the current closing price of the stock by the latest quarter's book value per share.

Lachlan Hughes Founder and CIO

Lachlan founded Swell in 2014. He is the Chief Investment Officer and responsible for investment decisions. Prior to founding Swell, Lachlan was a Senior Analyst with NovaPort Capital, a boutique fund manager owned by Challenger Limited. He has seventeen years' experience in the financial services industry having held legal and investment roles with The Bank of New York (London), King & Wood Mallesons and Goldman Sachs JBWere.

He is a CFA charterholder and his professional qualifications include Bachelor of Commerce (Finance) and a Bachelor of Laws and is a Member of Responsible Investment Association Australasia.

Alex Clunies-Ross Senior Investment Analyst

Alex commenced his career with Swell in August 2015 and guided development of the technical platforms and quantitative screens used to manage Portfolio investments.

Alex holds a Bachelor of Commerce (Finance) from Griffith University and is a CFA Level 3 candidate. He was an inaugural member of the Griffith University Student Investment Fund and continues his involvement in the Fund as a student mentor.

Denis Vukovac Investment Analyst

Denis joined Swell as an Investment Analyst in January 2020 and is responsible for broad investigative research projects. Previously Denis directed business development for Seismic Asia Pacific working with technology partners across the region. Denis has also worked in the mining industry and spent eight years in the Australian Defence Force including two deployments in Afghanistan.

He holds a Bachelor of Commerce (Distinction) from Griffith University and is a CFA Level 3 candidate.

Contact Us

Level 12
Corporate Centre One
2 Corporate Court
Bundall Qld 4217

07 5551 0299

PO Box 715
Southport BC Qld 4215

info@swellasset.com.au

Offices in Sydney and Brisbane by appointment

Level 19
10 Eagle Street
Brisbane Qld 4000

07 3088 2880

Level 29
Chifley Tower
2 Chifley Square
Sydney NSW 2000
02 8004 9099

Disclaimer

This document has been prepared and approved by Swell Asset Management ABN 16 168 141 204 authorised representative of Hughes Funds Management Pty Limited ACN 167 950 236 AFSL 460572. The information provided in this document is of a general nature only, is not personal investment advice and has been prepared without taking into account your investment objectives, financial situation or particular needs (including financial and taxation issues). Investors should read and consider the investment in full and seek advice from their financial adviser or other professional adviser before deciding to invest.

The information in this document is for general information only. To the extent that certain statements contained in this document may constitute forward-looking statements or statements about future matters, the information reflects Swell Asset Management's intent, belief or expectations at the date of this document. This document is not a prospectus, product disclosure statement, disclosure document or other offer document under Australian law or under any other law and does not purport to be complete nor does it contain all of the information which would be required in such a document prepared in accordance with the requirements of the Corporations Act 2001 (Cwlth).

This document is not, and does not constitute, financial product advice, an offer to issue or sell or the solicitation, invitation or recommendation to purchase any securities and neither this document nor anything contained within it will form the basis of any offer, contract or commitment.

~The MSCI information may not be reproduced or disseminated in any form and may not be used as a basis for or a component of any financial instruments or products or indices. None of the MSCI information is intended to constitute investment advice or a recommendation to make (or refrain from making) any kind of investment decision and may not be relied on as such. Historical data and analysis should not be taken as an indication or guarantee of any future performance analysis, forecast or prediction. The MSCI information is provided on an "as is" basis and the user of this information assumes the entire risk of any use made of this information. MSCI, each of its affiliates and each other person involved in or related to compiling, computing or creating any MSCI information (collectively, the "MSCI Parties") expressly disclaims all warranties (including, without limitation, any warranties of originality, accuracy, completeness, timeliness, non-infringement, merchantability and fitness for a particular purpose) with respect to this information. Without limiting any of the foregoing, in no event shall any MSCI Party have any liability for any direct, indirect, special, incidental, punitive, consequential (including, without limitation, lost profits) or any other damages. (www.msci.com)